

1

# Urban Roads

(Luces de cruce o luces de carretera?)

**✗ High Beam Lights on Urban/ Cross Town Roads  
Strictly Prohibited**

✓ **Even road Poorly lit or Visibility is Low**

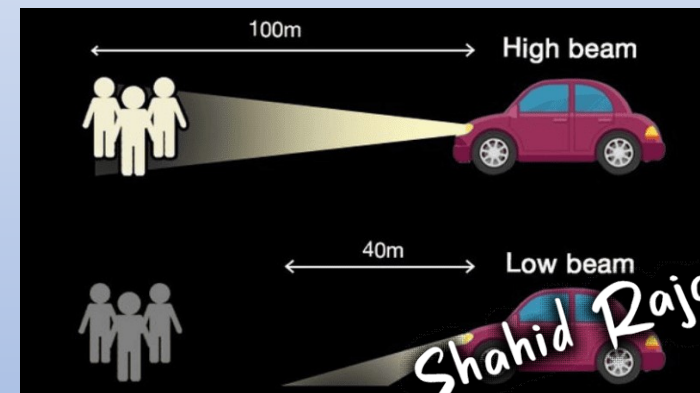
✓ **High Beam Range = Generally 100-150 Meter**

✓ **So on Interurban Road, DIM the lights if  
The vehicle is 150 Away**

✓ **To prevent Glare, Temp. Blindness**

✓ **Use Low Beam (Dipped Lights)**

*Compulsory High-Beam on Interurban IF  
Unlit Road + Speed = over 40km/h*



234

## Low Visibility at Curve?

(Baja visibilidad en la curva?) = Article 87

- ✗ **General Rule:** No Overtaking in Reduced Visibility.
- ✗ **Never,** when invading oncoming lane.
- ✓ Significant Safety **Risk.**
- ✓ **Exception:** Yes, when Two marked lanes, **Each side.**
- ✓ But **Not invading** oncoming LANE.
- ✓ Not **endangering** other road users.
- ✓ Or disrupt the **flow of traffic.**

*Left Turn allowed But No  
Visibility = turn NOT Allowed*



5

## Moped Obligatory Sign?

(R-407 b - Señal obligatoria)



- ✓ Moped = 45 km/h, Engine <50 cc, 4kW
- ✓ Moped: 2/3 Wheel + Light Quadricycle (2 Seats)  
L1e + L2e + L6e
- ✓ Obligatory Sign, **Compulsory to follow.**
- ✓ Forces mopeds to join this Route
- ✓ Other users **prohibited.**
- ✗ No Motorcycles, 2/3 Wheels/ Side cars



- ✗ No Low Mobility Vehicles
- ✓ Cycles allowed



AM = License  
15 years  
Shahid Raja

5

Shahid Raja - DGT Theory Training Expert + 34 662 68 68 78



Shahid Raja

6

## Driving forbidden

- ✗ **Entry is prohibited for all types of vehicles in both directions..**
- ✗ **No Moped, No Cycles, No Vehicle**
- ✓ **Exceptions: Mentioned on Additional Panel**
- ✓ **No Entry of vehicles from this side.**



Shahid Raja

6



Shahid Raja

7-8

# Assisting in Accident

**Before you provide First Aid**  
or CPR (Cardiopulmonary resuscitation)

**While Waiting for Medicals**

- ✓ Check their **consciousness**
- ✓ Check they are **breathing**  
Nose air, Abdomen movement
- ✓ Check the **Pulse** for circulation




Shahid Raja

## 7-8

# Assisting in Accident - 2

- ✓ **Park Safely, Wear Reflective Vest.**
- ✓ **Protect the Area, Warn with Triangles/ V-16**  
Avoid **Further Accidents**
- ✓ **No Food to Victims, Don't let them walk**
- ✓ **Lose Tight clothing**
- ✓ **Cover with Blanket - Body Temperature**
- ✓ **Don't Move Injured, Unless extremely necessary**
- ✓ **Don't Restore things**
- ✓ **112 to request Medical help, ✓ Identify with Personal Details**



Shahid Raja

7-8

## Accidents Avoidable?

- ✗ Not a result of chance or luck
- ✓ Always Preventable
- ✓ Even if **believed** that they are not

By addressing the factors

- ✓ Driver **behavior** (Alcohol, Drugs, Drowsiness)
- ✓ Road conditions, Weather....
- ✓ Vehicle **Maintenance** (Lights, Brakes etc...)



Shahid Raja

## 9

# Snow Chains Mandatory?

✗ **Chains are Not Mandatory Generally**

✓ Mandatory Under Conditions

Snow Chains/ Winter Tires are Certain Areas

✓ **Mountain Passes**, Weather Conditions

✓ Require Enhanced **Traction**

✓ Are Present And In **Good Condition**

**Mandatory:** Reflective Vest, 2 Hazard Triangles,  
Spare Wheel or Repair Kit



# 10

# Overtaking

- ✓ Normal Driving Right Lane
- ✓ Left Lane for Overtaking
- ✗ Normal driving **not allowed** in Left Lane
  
- ✓ Must return to Right Lane
- ✓ if no intention of **more** overtaking
- ✓ or vehicle behind you **are faster**



**Mandatory:** Signal in Advance, **MSM**, Enough Space to Return. Overtaken vehicle **facilitate** if needed


# 12

## Level Crossing - Barriers

- ✗ **Barriers Moving – MUST not enter**
- ✓ **Must STOP, Wait**
  
- ✓ **Wait behind** other vehicle in the lane
- ✗ **Don't use Acoustic signals, Flash etc..**
- ✗ **No U-Turn, even in its vicinity**

### Cautions:

- ✓ **Slow down**, take great care, **Moderate** speed, **stop** if necessary.
- ✓ One or two **red lights flashing**, Temporarily prohibited driving.




Shahid Raja

# 12

## Level Crossing

✓ Paso a Nivel = Level crossing with or without barriers ahead.



✓ Proximity of Level Crossing with Barriers


✓ Immediate Presence of Level Crossing with Barriers




# 12

# Level Crossing

- ✓ Paso a Nivel = Level crossing with or without barriers ahead.



- ✓ Proximity of L. Crossing with Barriers
- ✓ Immediate Presence of L. Crossing with Barriers



13

## Tinted Windows

- ✓ Tinted Windows Allowed
- ✗ FRONT Windows + Windshield  
**NOT Allowed**
- ✓ Rear Side Windows + Rear Windshield  
**ALLOWED – Any Level**  
**Rear Windshield = Side Mirrors Must be available**
- ✓ But Must be **approved** ones



Shahid Raja

13

## Tinted Windows

- ✗ Front Windshield, Tinting **NOT Allowed**
- ✓ **thin upper sun strip** (10 cm max)  
Usually Factory Installed
- ✗ Front Side Windows – **NOT Allowed**  
(**70% Clear**)
- ✗ **Bubbling, Peeling** – **NOT Acceptable**
- ✓ **Must be replaced + Removed**
- ✓ **Mirror Effect NOT allowed**



14

## Risk of Gravel - Stone Chipping P-28.

- ✓ **Loose Gravel** Kick Up by passing Vehicle
- ✓ **Flying Stone**
- ✓ Warning to proceed with **Caution**
- ✓ **Damage:** Windscreen, Headlights, Paint Work
- ✓ **Reduced Traction**
- ✓ **Reduce Speed**
- ✓ **Maintain a safe distance**
- ✓ **No Sudden** braking or acceleration



15

## Speed Limit Sign V-5. vehículo lento” (“slow vehicle”)

- ✓ **Slow-moving** vehicle sign
  - ✓ Vehicle or **Combination**, cannot exceed **40km**
  - ✓ On **all road**.
  - ✓ Farm Vehicles, Construction reasons, Maintenance vehicles. agricultural vehicles, Harvesters, special transport
  - ✓ Informs other road users
- Exercise caution** when approaching, or **overtaking**



21

## Transport Vehicles

(Vehículos de transporte)

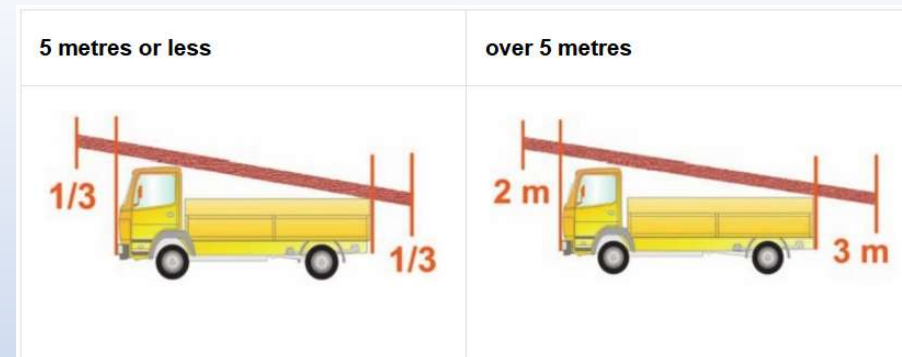
- ✓ **5 Meter or Less** – 1/3 Front and Rear
- ✓ **Over 5 Meters** – 2F, 3R
- ✓ **Max Length. 12 Meter.**

### ✓ **Marking at the back**

Red White Stripes Panel, Day + Night  
Red Light at night

### ✓ **Marking at Front**

No Marking in the day – White Light at Night



Shahid Raja

# 22

## Driving on Snow

- ✓ After Snowstorm
- ✓ If Sun shines Bright
- ✓ Rays reflect of the snow, Create Glare
- ✗ **Glasses Not mandatory**  
But It improves visibility
- ✓ Drive more safely in these conditions
- ✓ Braking Distance = 5 Times
- ✓ use 2,3 Gear to Move off



Shahid Raja

23

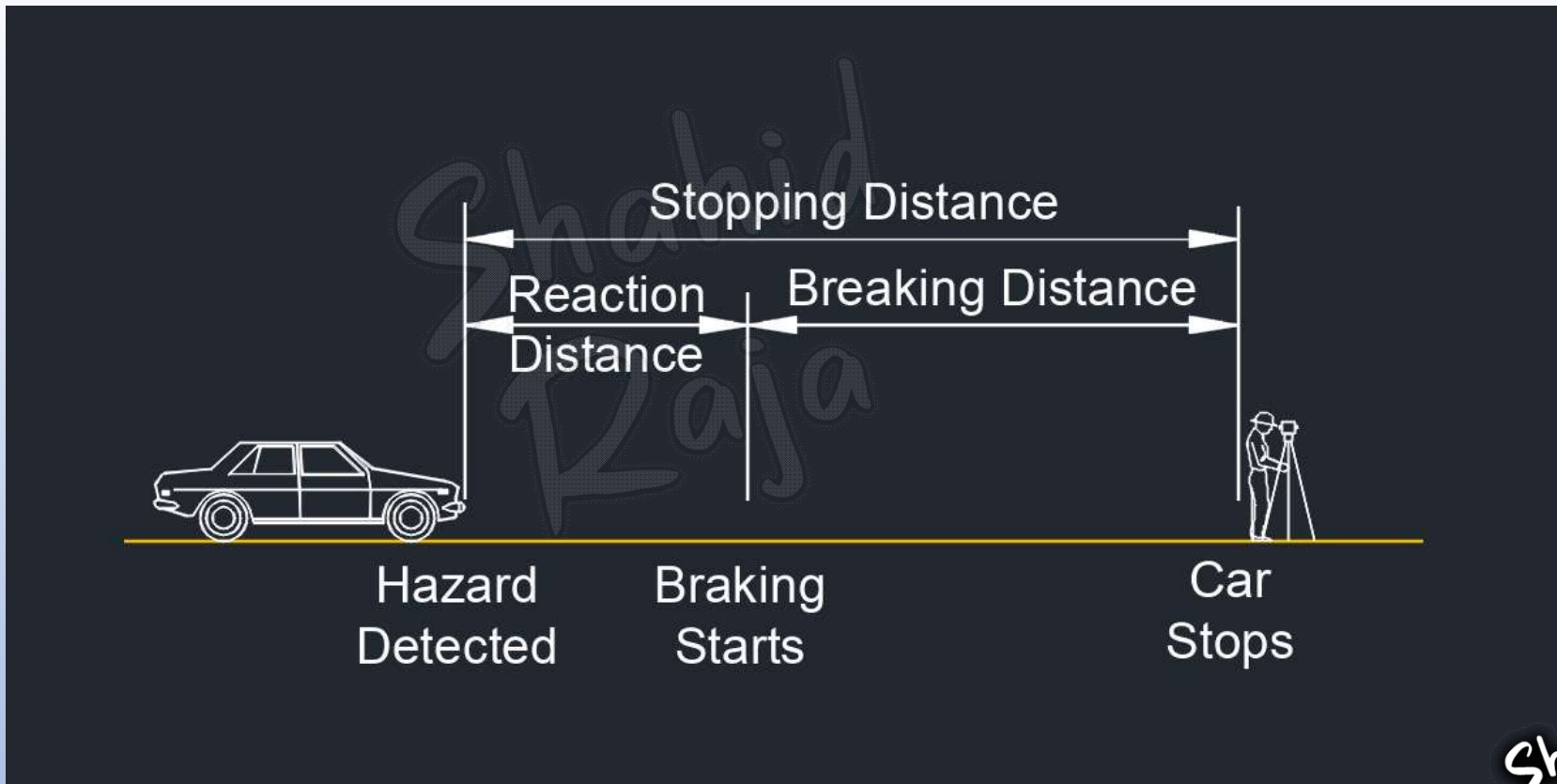
## Driver's Responsibility

- ✓ Adjust your seat and mirrors
- ✓ Maintain their own **freedom of movement**
- ✓ **Visual field** and constant **attention to drive**
- ✓ To ensure their **own safety**, Insurance, License
- ✓ Safety of their **passengers** – Seat belts
- ✓ Safety of other **road users**
  
- ✓ Passengers maintain proper position
- ✓ Placement of objects or animals (**Harness**)
- ✗ Don't overload



Shahid Raja

## Reaction Distance?



# Reaction Time?

Reaction Time	Meaning	Effect on Driving	Examples
<b>Decreases</b>	Faster response	Safer, shorter stopping distance	Alert, focused, well-rested
<b>Increases</b>	Slower response	Risky, longer stopping distance	Fatigue, alcohol, distractions, stress, age

- ✓ **Decreased reaction time = faster response (good)**
- ✗ **Increased reaction time = slower response (dangerous)**

## Simple Analogy

**Reaction time decreases:** You jump quickly when someone drops a ball in front of you.

**Reaction time increases:** You notice the ball later because you were looking at your phone.

**Speed:** Affects **distance traveled during your reaction time**, not the reaction time itself.

## Reaction Time?

**Speed:** Affects **distance traveled during your reaction time**, not the reaction time itself.

### Example:

**Reaction time = 1 second**

At **50 km/h**, you travel  $\approx$  13.9 meters before braking

At **100 km/h**, you travel  $\approx$  27.8 meters before braking

**Driving fast:** You may feel more rushed or stressed  $\rightarrow$  sometimes your reaction time **can slightly increase** because your brain is overloaded.

**Driving slow:** You feel more relaxed  $\rightarrow$  reaction time may **slightly decrease** because your brain can focus better.

29

## Driving Recklessly...

- ✓ Very serious **offense**
- ✓ That **endangers** the safety of other road users
- ✓ To promote safe **driving habits**
- ✓ So drivers **take responsibility**
- ✓ Can result in the **loss of points**
- ✓ **500** Euro Fine
- ✓ **6 Points**
- ✓ Imprisonment



Shahid Raja